


Custom Hardwood Panels



**Specified by You.
Built for You.**



Your Design, Perfected

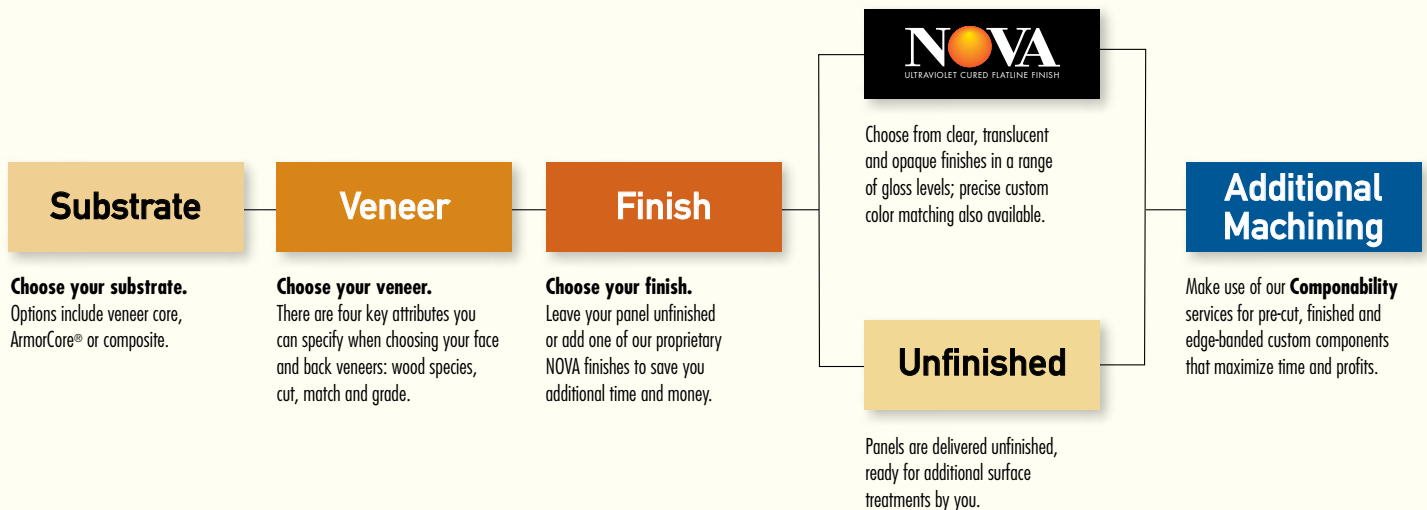
Custom Panels Built to Your Specifications

Every part of a States panel can be created to match your precise specifications. Whether you need small quantities suitable for a custom

remodel or large quantities for use in commercial applications, you can have confidence specifying States panels for your next project. Our proprietary manufacturing process allows you to customize

every detail about your panel, from the substrate to the veneer species to the color and unique properties of its NOVA finish.

Panel Manufacturing Process



States' panel products are assembled using a NAF adhesive. States' total commitment to environmentally sound adhesives means that all veneer core panels are designated NAF for No-Added-Formaldehyde.



Substrates Engineered to Match Every Application

When choosing the core of your hardwood panel, you have several substrate options to choose from. There are three common categories of cores: veneer cores, composite

cores and hybrid/combination cores. Core selection is often a balance between performance characteristics and price. While the core makes up most of the volume of wood in a panel, it has less impact on the price of a panel than the face and back veneers.

ApplePly®

ApplePly is specified for its attractive edge, high strength and solid hardwood core. It is widely used in retail fixtures, contemporary furniture and architectural interiors, where its attractive edge is incorporated as a design element. All ApplePly substrates are NAUF (no-added urea formaldehyde).

ARMORCORE™

ArmorCore combines composite crossbands with veneer innerplies to produce an exceptionally flat, smooth surface. Specify ArmorCore when your panel needs to have the weight, structural value and screw-holding ability of veneer core, with the superior flatness and higher density of MDF.

Veneer Core

Veneer Core panels may be laminated in one step for maximum economy or constructed and sanded to a metered tolerance (two-step). Veneer Core panels are lightweight, high in dimensional stability and bending strength and hold screws better than most other substrates. All Veneer Core panels are NAF (no-added formaldehyde).


Composite Core

Composite Core panels include particleboard and MDF of several densities. Composite Cores are valued for their flat, smooth surfaces and tight tolerances, as well as their relatively low costs.



How to Specify Veneer

Many factors determine the appearance and cost of decorative veneers. Being able to choose exactly the right combination to achieve the desired appearance is part of what makes hardwood plywood such a popular choice. When designing your custom States panel, you can get as specific as you want about the characteristics of the veneers used on your project. Following are the four key attributes that determine the appearance and cost of the veneers for a decorative wood panel.



The way veneer is cut from a log has a significant impact on the appearance of a plywood panel.



Wood species is the primary factor in how a panel looks.

Wood Species

This is the primary determinant of the color and grain structure of veneers. Generally, wood species are divided into hardwoods and softwoods. In addition, they are often classified as open grain or closed grain, which refers to the texture of the wood's cell structure.

Veneer Cutting

There are several methods of removing veneer from a log that have a significant impact on the appearance of the veneers. These techniques, which include Rotary Cutting, Plain Slicing, Quarter Slicing and Rift Cutting, yield vastly different results.

Veneer Matching

Other than rotary cut whole piece faces, all veneers for full-sized panels must be assembled into large sheets. The specific arrangement of the veneer leaves is called veneer matching and will produce distinct pattern and color effects in the finished panel.



Examples of veneer matching techniques: Book Match (left) and Slip Match (right)

Veneer Grading

Veneer grading is based primarily upon the appearance of the finished product. States grades its veneer based on the standards outlined by the Decorative Hardwoods Association.



*For more information, see our **Veneer Specification Guide***

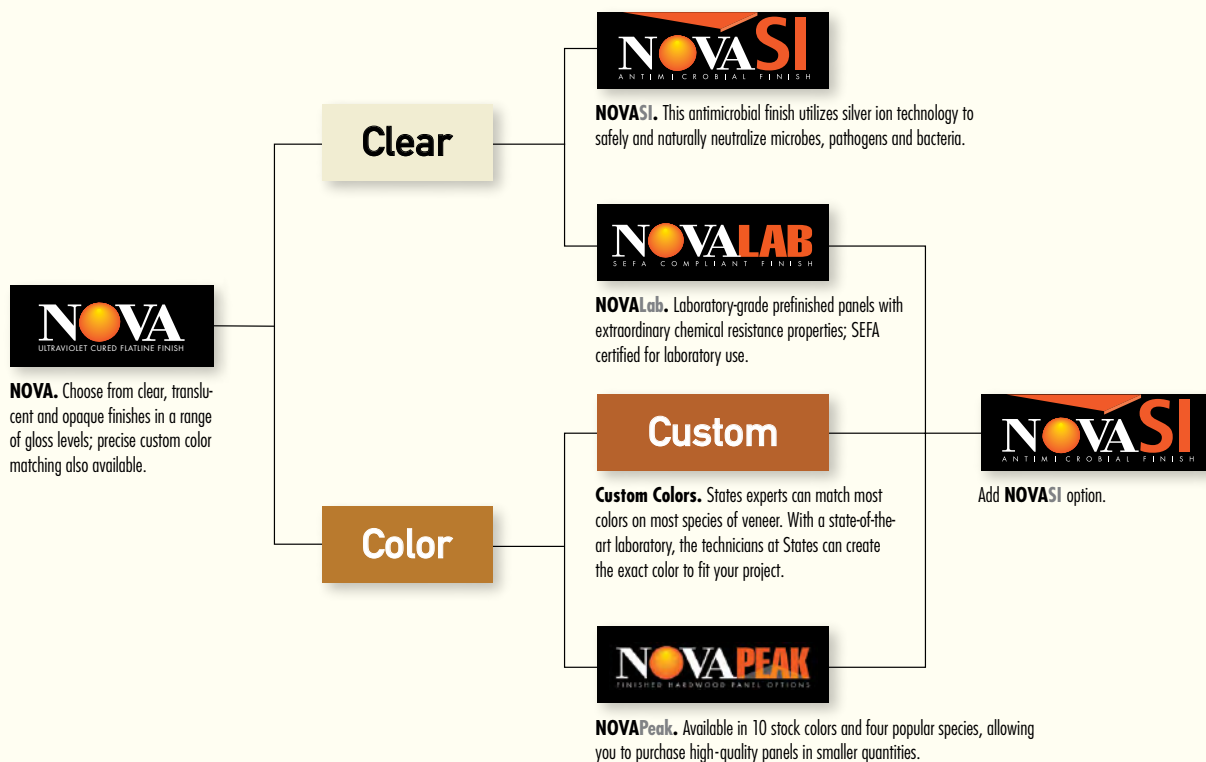
NOVA: A Perfect Finish Every Time

High-quality, beautiful NOVA® flatline finishes bring out the natural warmth of real wood-grain surfaces. Hardwood panels prefinished with NOVA

UV-cured coatings are ready to be fabricated without additional surface treatment. This saves time, lowers costs and ensures a consistent, durable finish.

NOVA finishes are available in a wide range of options and can be combined as needed for specific applications.

NOVA Finishing Options



NOVA Prefinished Panels for Unmatched Beauty & Durability

The NOVA® line of UV-cured coatings offer you prefinished options tailored to your specifications. Choose from clear, translucent, opaque and printed finishes. Gloss levels include satin, medium, high or custom with precise color matching for your specific application.



Componability

Componability™

States' Pre-cut, Pre-drilled Panels Will Quickly Improve Your Shop's Efficiency and Profitability

Componability panels are manufactured from the finest plywood construction in a wide range of wood veneers with matching wood

edge banding. Each item is precision engineered for consistency in fabrication when it arrives on your shop floor. This precision reduces waste and assures you a simpler bidding process with clearly defined prices for every component.

Our integrated manufacturing process enables us to tailor components to your unique specifications and applications, from panel construction through finish.

Componability

Pre-cut, finished and edge banded components give your shop the ability to maximize time and profits.



Ready-to-assemble drawers

Our Componability program lets you specify drawer sides in a wide variety of cores and veneers. They are available in a full range of heights and edge treatment options.

